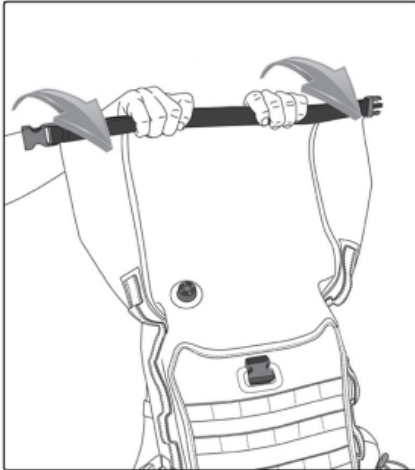
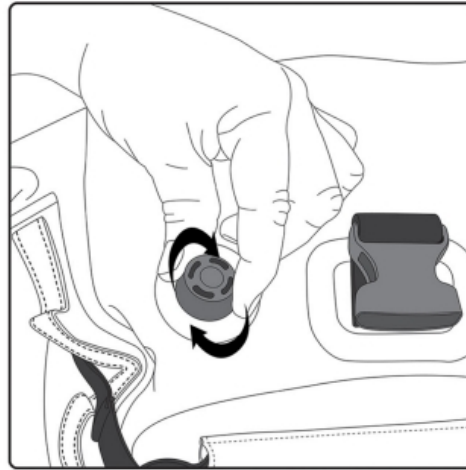


Hurricane Backpack Instructions

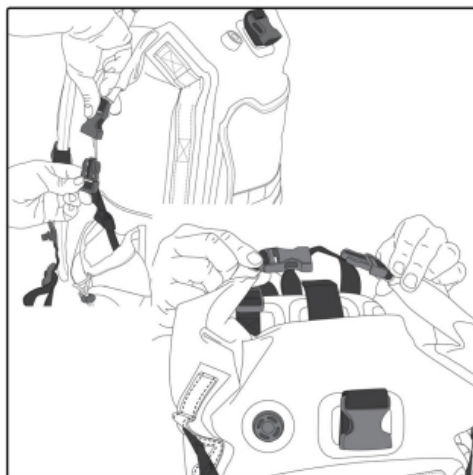
Please read instructions carefully before installation. We recommend this product be installed by a qualified, and experienced motorcycle technician. If you are unsure of any of the below directions and or your ability to correctly and securely install this product, please contact us or your local dealer for help. Below diagrams show typical installation. Your motorcycle may be different so please use diagrams as a guide. Make sure your motorcycle is clean and free from dirt, road grime, etc. where the product mounts. It is the rider's responsibility to make sure the product is mounted and secure before each use. Loading the bag may result in a change of position. **Always check for proper mounting position after loading and before each and every ride.**



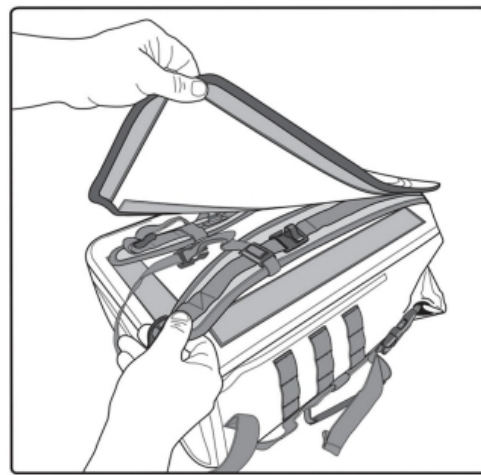
1. Place your contents inside the water-proof bag. Place heavier items lower in the bag to balance the load better. Roll down the top a minimum of 3 half turns .



2. Open the air valve a 1/4 turn to allow bag to compress. Be sure to close when done and not over tighten.



3. Once closed, you can choose to connect the buckles down either side of the opening or to each other over the roll top.



4. When using as a tail bag, lift the back panel from the sides and tuck the straps in place. Make sure no parts of the straps are hanging outside before you close the self-fastening panel.

Warning

Read the installation instructions and make yourself familiar with the process of installing the Rigg Gear product(s) on your vehicle. It is your responsibility to install the product(s) correctly and securely as outlined in these instructions. Rigg Gear products must not be overloaded or over tightened. Failure to adhere to these warnings may result in, but not limited to, the product becoming detached, becoming tangled in moving parts of the vehicle, unstable vehicle dynamics, reduction in the ability to control the vehicle. The result(s) could lead to serious injury.

Always drive safely. Always wear a helmet and protective apparel.

3518 W Lake Center Drive, Ste. A Santa Ana, CA 92704 USA
Tel (714)850-1811 E-mail: info@nelsonrigg.com www.nelsonrigg.com

RIGG GEAR
ADVENTURE