



Instruction

# Triumph Classic undertray & license plate 308917 - 19



## TOOL REQUIREMENT

Installation time: 60 min.

- Tools list :
- 1) Allen wrench metric set
  - 2) Torx wrench set
  - 3) 8 – 10 mm. spanner wrench
  - 4) Cross screwdriver
  - 5) Scissor
  - 6) Medium threadlocker
  - 7) Wire stripping pliers
  - 8) Connector Crimp Tool




Tel. 0039 (0) 445-390437  
Fax 0039 (0) 445-395539

Email [info@freespirits.it](mailto:info@freespirits.it)  
Site: [www.freespirits.it](http://www.freespirits.it)

# ATTENTION!


For disassemble and replacement oem parts  
use the workshop manual.



Before installing you must first disconnect negative lead from the battery.  
Disconnect rear lights plug and remove fender.




Disassemble new tail light as photos.



3




Remove right screw as photo.



4

Insert m5 bottomhead screw provided and attach bracket again.

5




Reassemble tail light and Insert provided base as photos.

6



Fix base with nuts removed earlier.




7

Insert wires inside license plate support.




8

Apply thread lock to M6x16 bottomhead bolt and fix support plate on undertail as photo.



9

Strip cable provided and attach ring connector.  
Attention: If you can combine the ground cables of the indicators.



10


Install ground wire as photos.



11


Tighten nut and insert wiring into the sheath as photo.

12



Strip wires of the tail light and indicators.

13



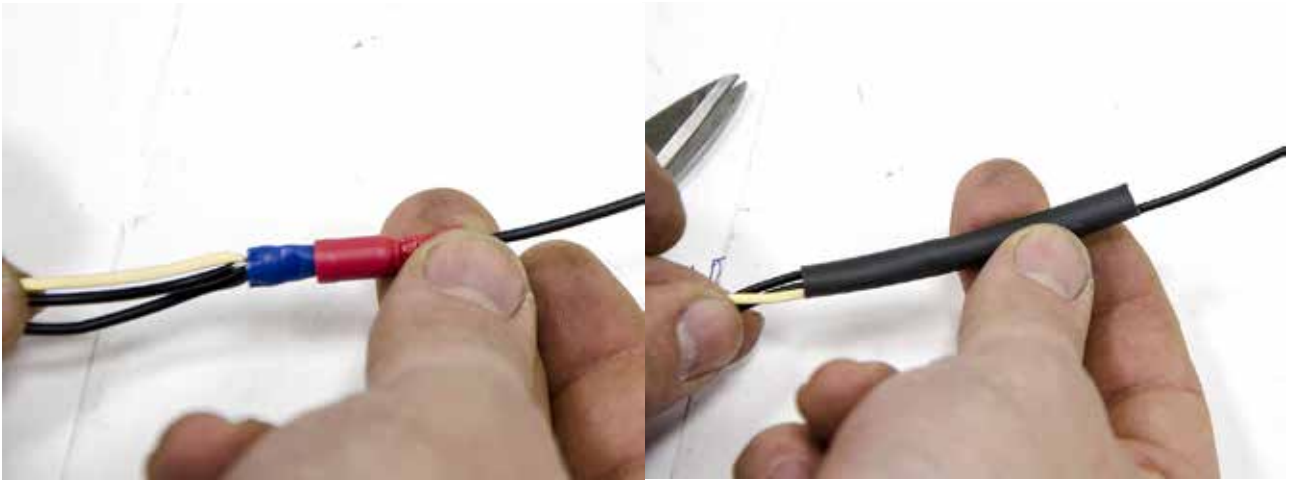
Secure connectors on tail light red and black wire.

14




Connect white tail light wire and black indicators wire with male plug included.  
Prepare black cable supplied as photo.

15



Connect cable as photos and apply the sheath.

16



Attach two connectors on indicators wire remaining.  
To build the plug following the diagram, see on page 9.



# ATTENTION !

To avoid disappointment, it is necessary to make a Correct wiring of lights, connecting the wires according to this scheme:

## (LUCAS) TAIL LIGHT

WHITE Cable = (GROUND) with : BLACK  
BLACK Cable = (TAIL LIGHT) with : YELLOW  
RED Cable = (BRAKE LIGHT) with : GREEN/PURPLE

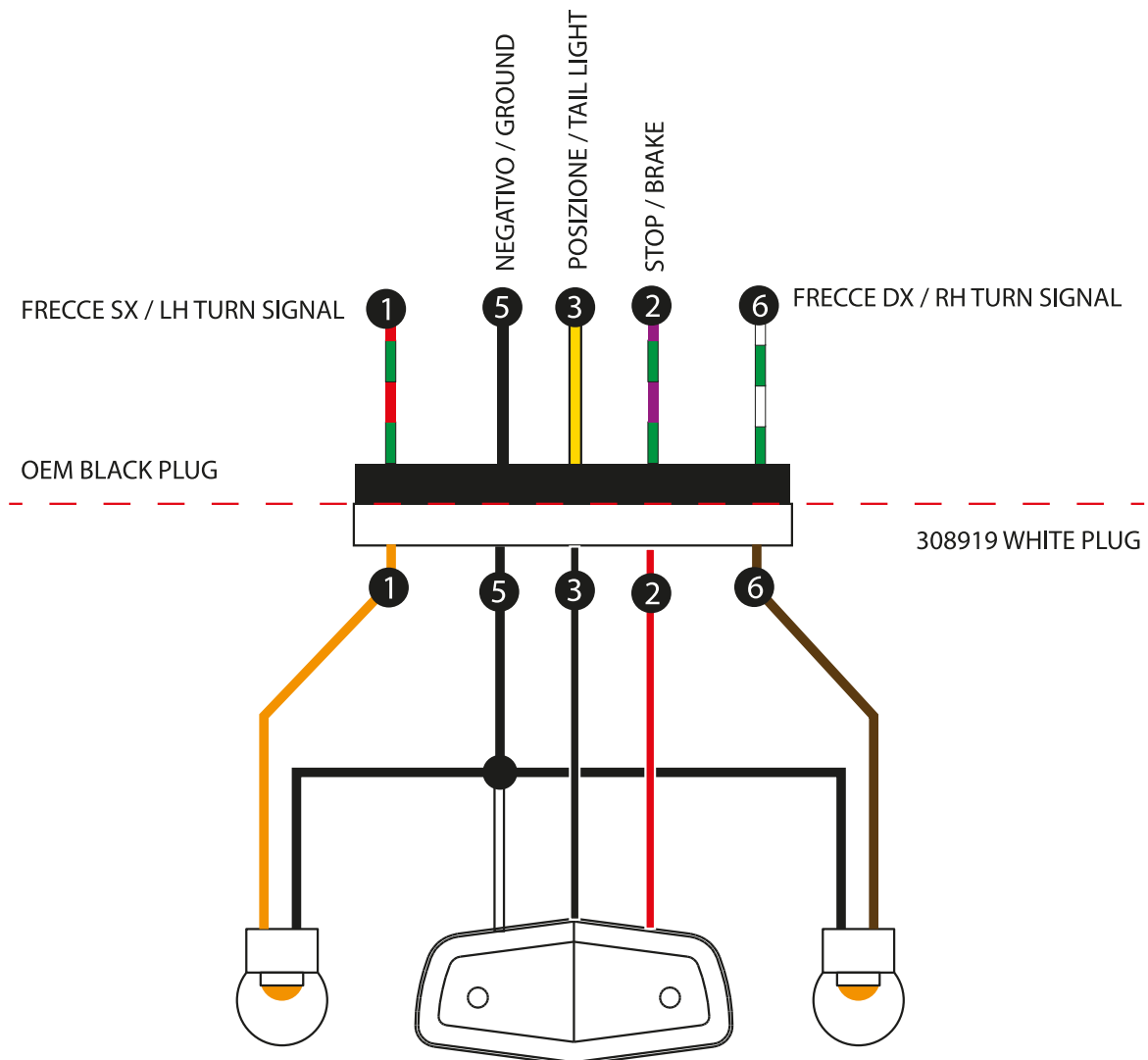
## Lh turn signal

BLACK Cable = (GROUND) with : BLACK  
(OEM ORANGE) Cable = (+) with : GREEN/RED

## Rh turn signal

BLACK Cable = (GROUND) with : BLACK  
(OEM BROWN) Cable = (+) with : GREEN/WHITE

Free Spirits Srl. is not responsible for any injury or damage arising from not observance of the wiring diagram of the above.





17 **A**

**B**

A) Insert buttonhead M6x40 screw on back frame as photo.  
B) Insert buttonhead M6x30 screw as photos.



18

Place undertail and screw but do not fix the autolock nuts as photos.



19

Place shims provided.

20



Insert washers and screw the autolock nuts.



21

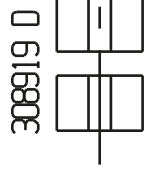
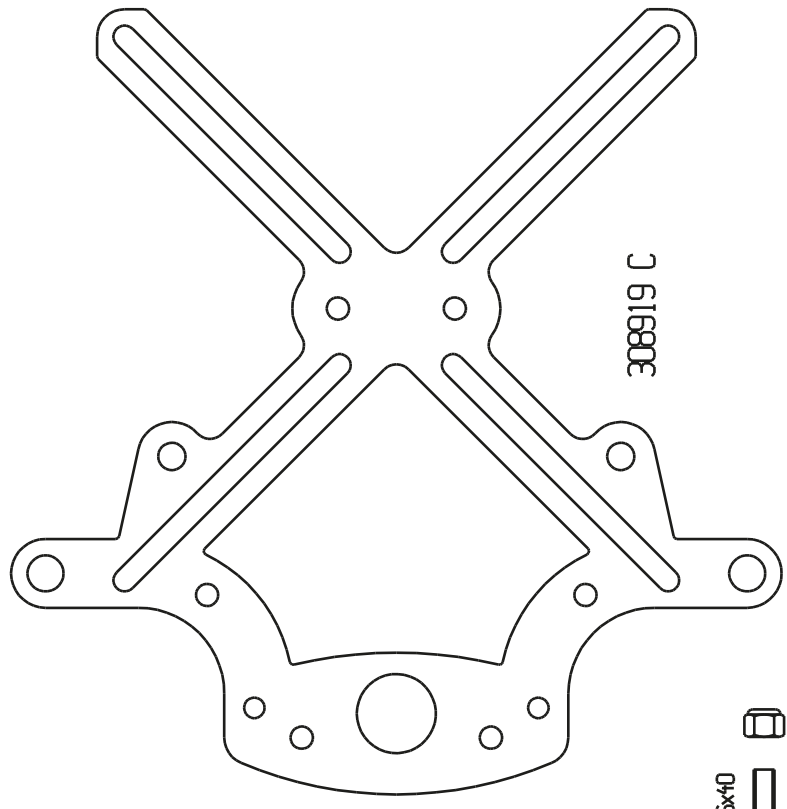


Fasten and connect plugs.

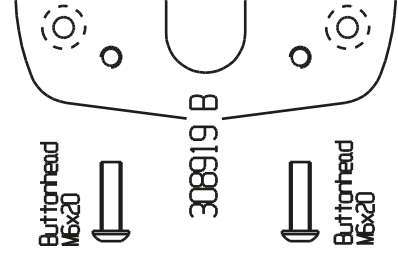
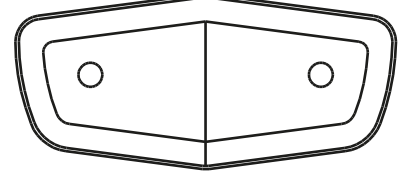
# Classic Undertray & License Plate

## Code 308919

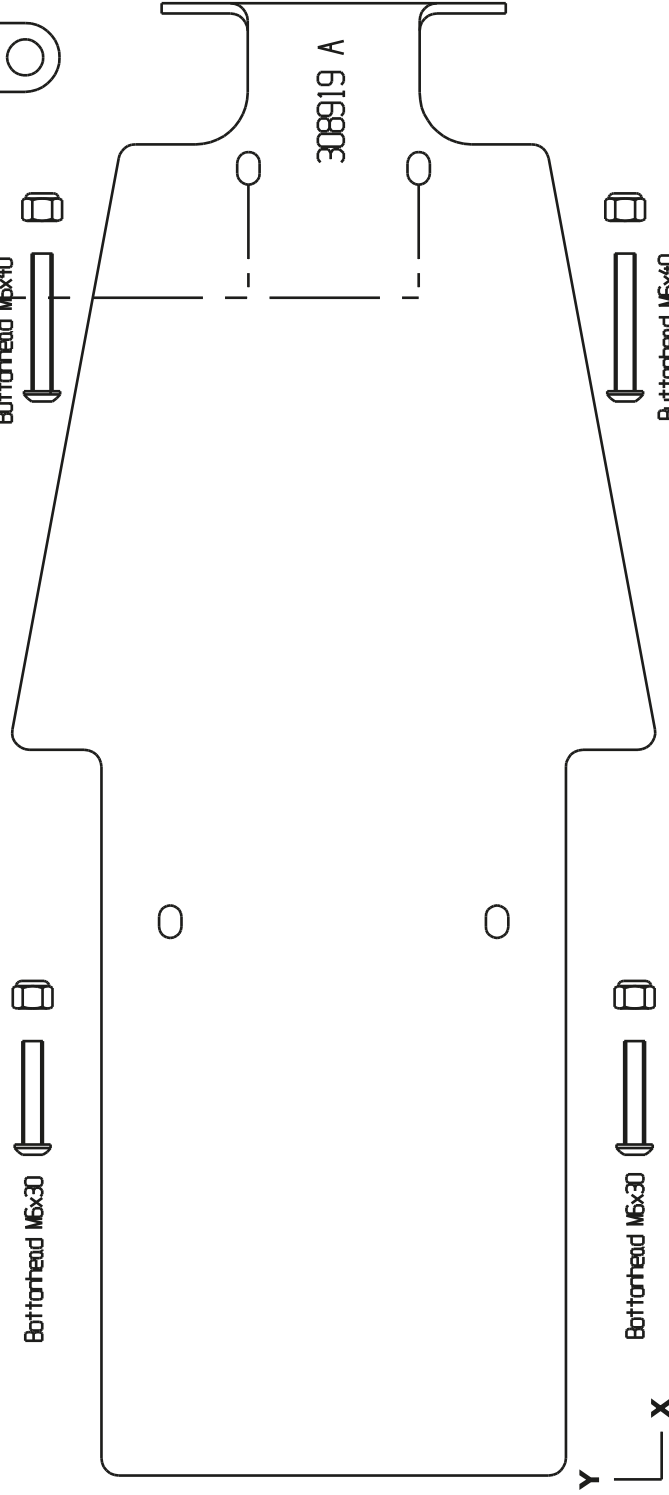
Wire Harness  
308919 E



MCS 507125



308919 A











With the shipment of the order the buyer accepts the following conditions

#### **Warranty**

1. The SELLER warrants, for a period of twelve months after the date of delivery of the PRODUCTS to the BUYER, that the PRODUCTS are free from defects in manufacture and/or design which make the PRODUCTS unsuitable for the use for which the SELLER expressly represented to the BUYER the PRODUCTS are intended.

2 The SELLER shall be released from the guarantee in case the BUYER has misused, altered or modified the PRODUCTS without the consent of the SELLER, or has failed to communicate, via registered mail, the defects of the PRODUCTS or the lack of conformity thereof.

3 The SELLER shall be released from any responsibility if :

- a) the replacement and/or the repair of the PRODUCTS is to be accounted to force majeure events, as described under article 7 below, or the BUYER's, or its clients', fault or negligence; or
- b) the PRODUCTS, or parts thereof, have been misused or mishandled by the BUYER or its clients.

4 The SELLER shall be entitled to withdraw any defective PRODUCTS from the market, at its own expenses, and to obtain, to the extent it is possible, the BUYER's assistance in this respect

5 Such with the exception of fraud, the SELLER shall be responsible exclusively for repairing and/or replacing any PRODUCTS which are defective and/or not complying with the order. For this purpose is made prior obligation to the BUYER, on penalty of forfeiture to the warranty:

- a) To report in writing to the seller by registered letter with acknowledgment of receipt the presence of the reported flaws within eight days of delivery of PRODUCTS or within eight days of discovery of the defects themselves if hidden;
- b) To return at his own expense to the SELLER, warehouse , any defective products , in order to allow the verification of the presence of defects or inefficiency by the seller's quality control.

6 In no event shall the SELLER's liability of any kind include any damages to persons or property or any indirect, incidental or consequential losses which may have been caused to the BUYER or third parties by any defects or lack of conformity of the PRODUCTS

#### **Claims**

-We check carefully and we pack accurately our goods before shipment. All claims due to damage or loss during the transport must be passed directly from the buyer to the courier that made delivery.

Consequently it is important that the buyer opposes terms on the relative bill of lading, so as he could receive possible reimbursements.

-Free Spirits srl company is not responsible for damages during transport.

#### **Final revisions**

-Free Spirits srl company has got no connection with Harley-Davidson, Buell and Triumph brands. They are used only as references.

-The BUYER declares to be completely informed that some PRODUCTS in this catalogue could not comply with the Italian Traffic Code or with the Traffic Code of other Countries. The buyer takes charge of any installation on motorcycles which circulate on open traffic roads.

-Free Spirits srl company declines any responsibility with the wrong use of its accessories.

To read " Terms of Service" visit our website: <http://www.freespirits.it>

